

**PHOENIX DOOR SYSTEMS**  
**STF-100 STEEL TUBE FRAME**

FINISHED OPENING WIDTH:

FINISHED OPENING HEIGHT:

ROUGH OPENING WIDTH:  
 (FO WIDTH + 4-1/4")

ROUGH OPENING HEIGHT:  
 (FO HEIGHT + 2-3/16")

2X4

POWDER COATED

WHITE      GRAY      BLACK

QTY

ORDER      QUOTE      #

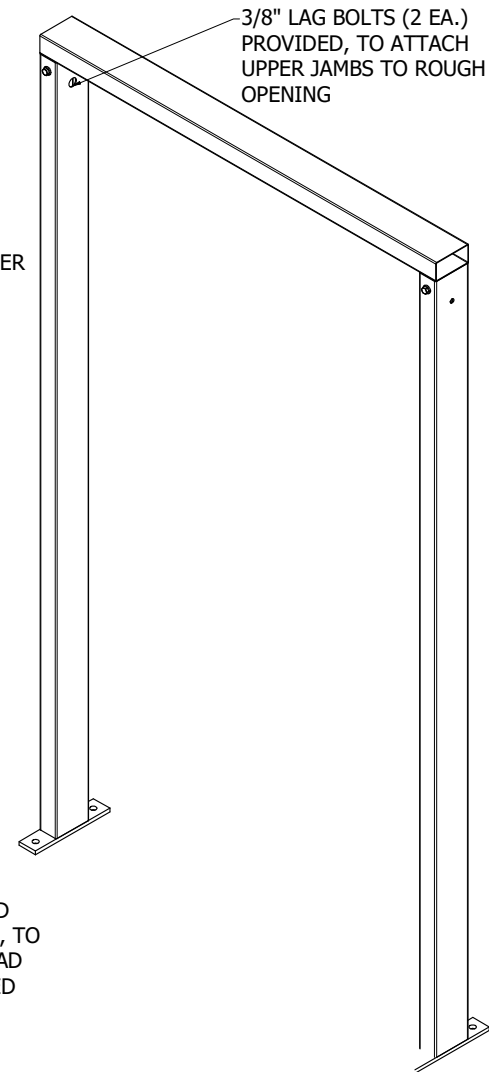
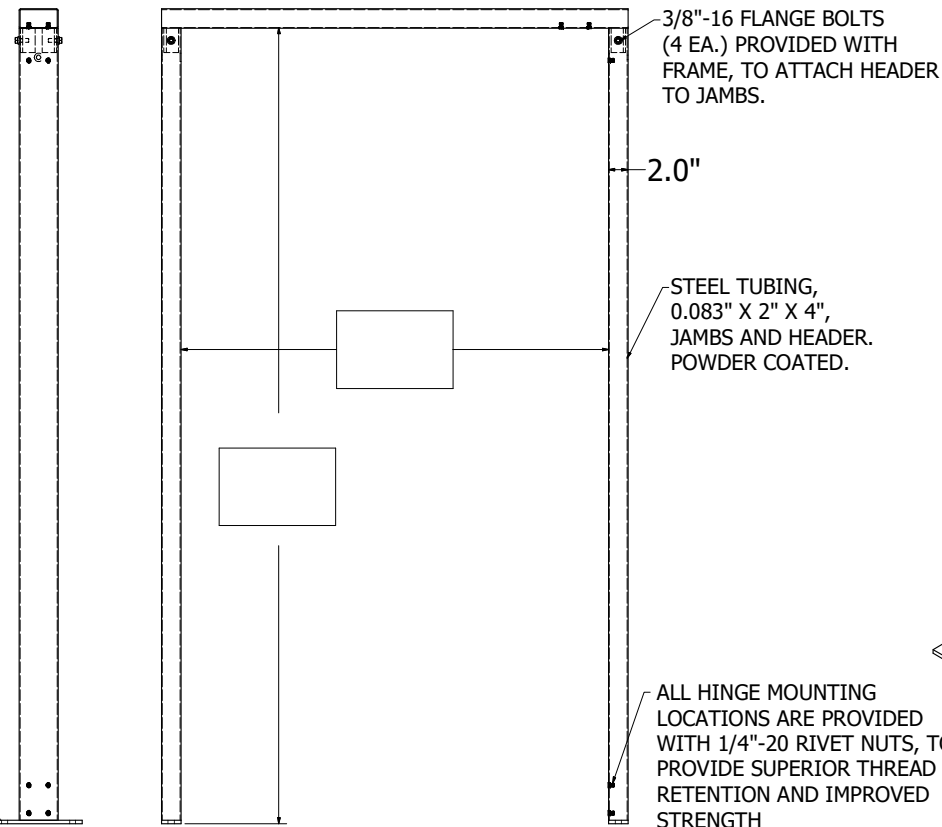
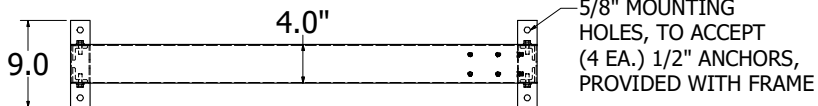
CUSTOMER:

JOB:

DATE:

SIGNATURE

3/8" X 2" STEEL  
 FLOOR MOUNTING  
 BRACKET



**ROUGH OPENING:**  
**FINISHED OPENING WIDTH + 4 1/4"**  
**FINISHED OPENING HEIGHT + 2 3/16"**

The information and/or material in this document is the Property of Phoenix Door Systems. This information may not be used, reproduced, published or disclosed to others without permission from Phoenix Door Systems. It is to be used only for manufacturing items specified within the document.

TOLERANCE	
SAE	METRIC
.x = ±.1	.x = ±2.5
.xx = ±.01	.xx = ±0.25
.xxx = ±.005	.xxx = ± 0.13
REMOVE ALL BURRS	
BREAK ALL SHARP EDGES	

Title: STF-100 TUBE FRAME	
Dwg No:	
Drawn: B. CLARK	Date: 11/9/20
Rev.	PART#

