

# PHOENIX HD INDUSTRIAL

## EXTRA HEAVY DUTY INSULATED IMPACT DOOR



**Recommended for food processing, Industrial, Cold Storage, and applications that require an impact door designed to handle abusive, high volume motorized pallet and forklift traffic along with carts and personnel.**

***The Phoenix HD-Industrial - Engineered to be the ultimate door solution for the toughest applications!***

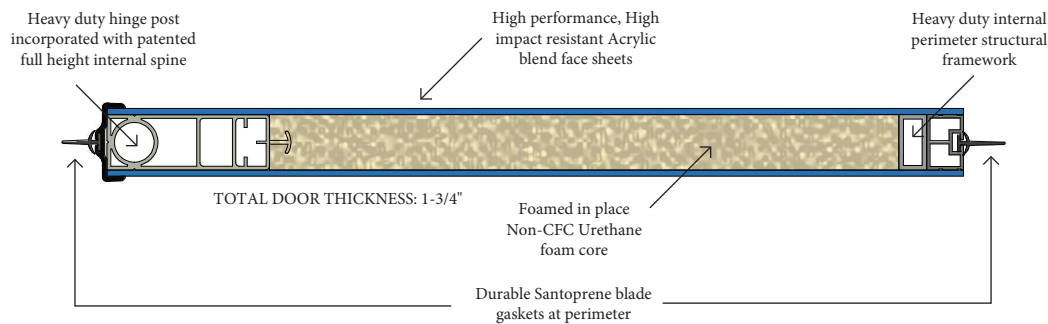
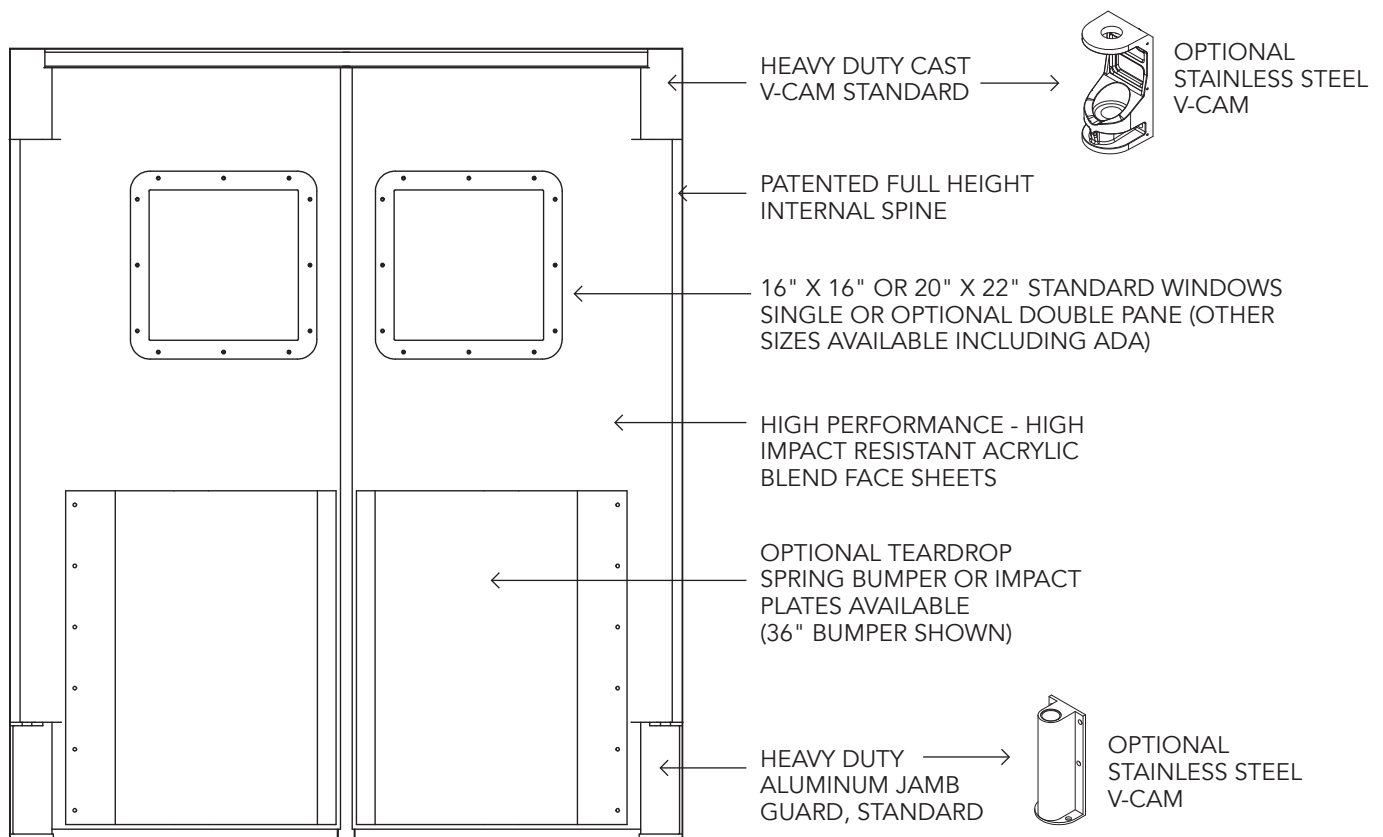
- Full Height patented internal back spine increases panel durability.
- Heavy duty internal perimeter framework is chemically bonded to high performance acrylic blend face sheets that have exceptional impact and flexural strength.
- Foamed in place urethane core adds energy saving insulation.
- Heavy duty hardware is standard. Optional Stainless-steel hardware is available for wet, high humidity and wash down applications.
- Always built to your exact opening dimensions to ensure excellent perimeter seal.




**PHOENIX**  
DOOR SYSTEMS

# PHOENIX HD INDUSTRIAL

## EXTRA HEAVY DUTY INSULATED IMPACT DOOR




### STANDARD COLORS



Actual colors may vary from digital colors shown. For exact color, please request physical color samples.

### OPTIONAL COLORS AVAILABLE\*



\*Minimum order applies. Additional colors available. Contact factory for more options.